

GLOBERIDE
A Lifetime Sports Company

Authorized European Distributor

CALIGARI
GOLF

CALIGARI GOLF EQUIPMENT AG
P. +41 81 330 18 50
E. Info@onoffgolf.eu



ONOFF
Europe Website
onoffgolf.eu



Instagram

[@onoff_golf_europe](https://www.instagram.com/onoff_golf_europe)

[@onoff_golf_lady](https://www.instagram.com/onoff_golf_lady)

[@onoff_golf_france](https://www.instagram.com/onoff_golf_france)

[@onoff_golf_schweiz](https://www.instagram.com/onoff_golf_schweiz)

ONOFF golf matters

collection 2025

ONOFF

golf matters



collection 2025

This year marks 23 years for ONOFF as a premium lifestyle golf brand in Japan.

ONOFF has catered to the most demanding golfers in their quests to live, breathe and play golf. Understanding that the golf club is more than just a tool, but also an extension of a player's body. ONOFF has strived to constantly innovate and improve designs, materials and manufacturing, all to further performance. ONOFF also believes a great performing brand should also be a great looking brand and because of this consistently sets the bar as one of the most stylish and fashionable performance golf brands in Japan.

Our name ONOFF reflects our brand concept of creating products and a lifestyle that cater to those who make golf a big part of their lives both ON the golf course and OFF the golf course. We believe that golf for many is a reflection of how to live life; having fun, trying our best, respecting rules and manners, showing good sportsmanship, enjoying nature and living life to the fullest. These aspects carry over from the game of golf to each individual's daily routine.



enjoy life, enjoy golf



CLUBS

ONOFF AKA



| ONOFF DRIVER AKA | | | | | ONOFF FAIRWAY ARMS AKA | | | | | | |
|--|-------|---|-------|-------|--|-----------------|--|---------------------|-------|-------|-------|
| LOFT | ° | | 10.5 | 11.5 | CLUB | | | 3 | 5 | 7 | |
| LIE | ° | | 61 | 61 | LOFT | ° | | 15 | 18 | 21 | |
| FACE ANGLE | ° | | +0.5 | +1 | LIE | ° | | 58 | 58.5 | 59 | |
| HEAD VOLUME | cm³ | | 460 | | FACE ANGLE | ° | | +0.5 | +0.5 | ±0 | |
| LENGTH (OUR STD.) | inch | R2 | 44.5 | | HEAD VOLUME | cm³ | | 182 | 168 | 162 | |
| (60° METHOD) | // | | 44.75 | | LENGTH (OUR STD.) | inch | R2 | 42.5 | 41.75 | 41 | |
| LENGTH (OUR STD.) | | R,SR,S | 45.5 | | (60° METHOD) | // | | 42.75 | 42 | 41.25 | |
| (60° METHOD) | // | | 45.75 | | LENGTH (OUR STD.) | | R,SR,S | 43 | 42.25 | 41.5 | |
| WEIGHT | g | R2 | 289 | | (60° METHOD) | // | | 43.25 | 42.5 | 41.75 | |
| | | R | 291 | | WEIGHT | g | R2 | 302 | 308 | 314 | |
| | | SR | 298 | | | | R | 308 | 314 | 319 | |
| | | S | 301 | | | | SR | 310 | 315 | 321 | |
| SWING WEIGHT | | R2 | C6 | | | | S | 314 | 319 | 325 | |
| | | R | C9.5 | | SWING WEIGHT | | R2 | C5 | | | |
| | | SR | D0.5 | | | | R | C8 | | | |
| | | S | D0.5 | | | | SR | C8.5 | | | |
| MATERIALS | Head | HST160C TITANIUM FACE W/ INTERGRATED BODY + CARBON CROWN + WEIGHTS (WEIGHT SCREW 2g=Ti, SLIDE WEIGHT 8g=SUS) ONOFF SMOOTH KICK: MP-524D ONOFF CBT RUBBER II (GRIP 45g + WEIGHT 3g=SUS) NO BACK LINE | | | | S | C9 | | | | |
| | Shaft | | | | MATERIALS | Head | | | | | |
| | Grip | | | | | Shaft | | | | | |
| NOTES | | 10.5" (R2), 11.5" (SR-S) ARE SPECIAL ORDERS / CONFORMS TO SLE RULES HEAD COVER HEAD TORQUE WRENCH, GRIP WRENCH SOLD SEPARATELY CLUB : made in JAPAN, HEAD COVER: made in China | | | | Grip | HI-MARAGING CH-1 CUP FACE +HI-MARAGING 450 BODY ONOFF SMOOTH KICK:MP-524F ONOFF PC RUBBER 360 (49g) NO BACK LINE | | | | |
| INCLUDED ACCESSORIES | | | | | NOTES | | | | | | |
| ORIGIN | | | | | INCLUDED ACCESSORIES | | | | | | |
| ONOFF SMOOTH KICK:MP-524D | | | | | ONOFF SMOOTH KICK : MP-524F | | | | | | |
|  | | | | |  | | | | | | |
| FLEX | | R2 | R | SR | S | FLEX | | R2 | R | SR | S |
| WEIGHT | g | 41 | 43 | 49 | 52 | WEIGHT | g | 45 | 47 | 50 | 54 |
| TORQUE | ° | 5.7 | 5.4 | 5.2 | 4.9 | TORQUE | ° | 5.6 | 5.1 | 4.7 | 4.5 |
| KICKPOINT | | SMOOTH KICK LOW/MID | | | | KICKPOINT | | SMOOTH KICK LOW/MID | | | |
| REC. HEAD SPEED | m/s | 32-39 | 35-42 | 37-44 | 40-47 | REC. HEAD SPEED | m/s | 32-39 | 35-42 | 37-44 | 40-47 |
| * REC. HEAD SPEED BASED ON DRIVER | | | | | * REC. HEAD SPEED BASED ON DRIVER | | | | | | |

AUTOMATIC PERFORMANCE

MORE DISTANCE,
MORE FORGIVENESS.



ONOFF IRON AKA

| | | | | | | | | | | | | | | | | |
|-------------------------|--|--|--|--|--|--|--|--|--|--|--|--|--|--|--|--|
| ONOFF UTILITY WINGS AKA | | | | | | | LIE ° 61.5 62 62.5 63 63.25 63.5 63 | | | | | | | | | |
|-------------------------|--|--|--|--|--|--|--|--|--|--|--|--|--|--|--|--|

ONOFF KURO

POWER + STABILITY
SWING WITH CONFIDENCE.



ONOFF DRIVER KURO

| | | | | |
|-------------------|-----------------|---|------------|-------------|
| LOFT | ° | | 9.5 | 10.5 |
| LIE | ° | | 57 | 57 |
| FACE ANGLE | ° | | -1 | -0.5 |
| HEAD VOLUME | cm ³ | | | 460 |
| LENGTH (OUR STD.) | inch | S | | 45.5 |
| (60" METHOD) | // | | | 45.75 |
| WEIGHT | g | S | | 304 |
| SWING WEIGHT | | S | | D1 |

| | | |
|----------------------|-------|--|
| MATERIALS | Head | TP2Ti FACE+ 811Ti BODY |
| | | WEIGHT SCREW X 3 (2g = Ti, 3g = SUS, 5g = SUS) |
| | Shaft | ONOFF CBT : 624D |
| | Grip | ONOFF CBT RUBBER II (45g + 7g TUNGSTEN WEIGHT SCREW) |
| | | NO BACK LINE |
| NOTES | | CONFORMING TO SLE RULES |
| INCLUDED ACCESSORIES | | HEAD COVER HEAD TORQUE WRENCH, GRIP WRENCH SOLD SEPARATELY |
| ORIGIN | | CLUB : made in JAPAN, HEAD COVER: made in China |

ONOFF CBT:624D

| | | |
|-----------------|-----|-------|
| FLEX | | S |
| WEIGHT | g | 49 |
| TORQUE | o | 4.2 |
| KICKPOINT | | MID |
| REC. HEAD SPEED | m/s | 41-47 |

* REC. HEAD SPEED BASED ON DRIVER

ONOFF FAIRWAY ARMS KURO

| | | | |
|-------------------|-----------------|----------|----------|
| CLUB | | 3 | 5 |
| LOFT | ° | 15 | 18 |
| LIE | ° | 55.5 | 56 |
| FACE ANGLE | ° | -0.5 | -0.5 |
| HEAD VOLUME | cm ³ | 180 | 150 |
| LENGTH (OUR STD.) | inch | 43 | 42.25 |
| (60" METHOD) | // | 43.25 | 42.5 |
| WEIGHT | g | 318 | 325 |
| SWING WEIGHT | S | | D1 |

| | | |
|----------------------|---|---|
| MATERIALS | <p>Head</p> <p>Shaft</p> <p>Grip</p> | <p>HI-MARAGING PLUS FACE + 17-4 STAINLESS BODY</p> <p>WEIGHT SCREW X 2 (4g = SUS, 6g = TUNGSTEN)</p> <p>ONOFF CBT: 624F</p> <p>ONOFF PC RUBBER 360 (50g) NO BACK LINE</p> |
| INCLUDED ACCESSORIES | <p>NOTES</p> <p>ORIGIN</p> | <p>CONFORMING TO SLE RULES / SPECS CANNOT BE ADJUSTED</p> <p>HEAD COVER</p> <p>CLUB : made in JAPAN, HEAD COVER: made in China</p> |

ONOFF CBT:624F

| | | |
|-----------------|-----|-------|
| FLEX | | S |
| WEIGHT | g | 56.5 |
| TORQUE | o | 3.9 |
| KICKPOINT | | MID |
| REC. HEAD SPEED | m/s | 41-47 |

* REC. HEAD SPEED BASED ON DRIVER

ONOFF UTILITY WINGS KURO

| CLUB | | U3 | U4 | U5 |
|-------------------|-----------------|-------|-------|-------|
| LOFT | ° | 21 | 24 | 27 |
| LIE | ° | 59 | 59.5 | 60 |
| FACE ANGLE | ° | | -1 | |
| HEAD VOLUME | cm ³ | 120 | 117 | 116 |
| LENGTH (OUR STD.) | inch S | 39.25 | 38.75 | 38.25 |
| (60" METHOD) | // | 39.5 | 39 | 38.5 |
| WEIGHT | g S | 356 | 363 | 370 |
| SWING WEIGHT | S | | D1 | |

| | | |
|----------------------|--------|---|
| MATERIALS | Head | HI-MARAGING PLUS FACE + 17-4 STAINLESS BODY |
| | Shaft | WEIGHT SCREW (6g =TUNGSTEN) |
| | Grip | ONOFF CBT : 624I |
| | | ONOFF PC RUBBER 360 (50g) NO BACK LINE |
| INCLUDED ACCESSORIES | NOTES | CONFORMING TO NEW GROOVE RULES / SPECS CANNOT BE ADJUSTED |
| | ORIGIN | HEAD COVER |
| | | CLUB : made in JAPAN, HEAD COVER: made in China |

ONOFF CBT:624I

| | | |
|-----------------|-----|----------|
| FLEX | | S |
| WEIGHT | g | 64 |
| TORQUE | o | 3.5 |
| KICKPOINT | | MID/HIGH |
| REC. HEAD SPEED | m/s | 40-47 |

* REC. HEAD SPEED BASED ON DRIVER

ONOFF FORGED IRON KURO

| CLUB | 4 | 5 | 6 | 7 | 8 | 9 | P |
|------------------------|-------|-------|-------|-------|-------|-------|-------|
| LOFT ° | 22 | 25 | 28 | 32 | 36 | 40 | 44 |
| LIE ° | 60 | 60.5 | 61 | 61.5 | 62 | 62.5 | 63 |
| FACE PROGRESSION mm | 4.1 | 4.1 | 4.2 | 4.2 | 4.3 | 4.3 | 4.6 |
| BOUNCE ° | 1.5 | 2 | 2.5 | 3 | 3.5 | 4 | 5.5 |
| LENGTH (OUR STD.) inch | 38.25 | 37.75 | 37.25 | 36.75 | 36.25 | 35.75 | 35.25 |
| (60° METHOD) | 38.75 | 38.25 | 37.75 | 37.25 | 36.75 | 36.25 | 35.75 |
| WEIGHT (g) CBT 624/S | 367 | 375 | 383 | 391 | 399 | 408 | 419 |
| TOUR105/S | 402 | 408 | 414 | 421 | 428 | 435 | 445 |
| TOUR115/S | 411 | 418 | 424 | 430 | 438 | 445 | 455 |
| SWING CBT 624/S | D0 | | | | | | D1 |
| WEIGHT TOUR105/S | D1 | | | | | | D2 |
| TOUR115/S | D1.5 | | | | | | D2.5 |

| | | |
|-----------|--------|--|
| MATERIALS | Head | ROLLED SAE8655 SPRING STEEL FACE, S20C FORGED BODY, WEIGHT SCREW (4g=SUS) HALF SATIN, BACK FACE : MIRROR, BLASTING FACE = HIGH PRECISION LASER MILLING, NiCr PLATING |
| | Shaft | ONOFF CBT: 624 / N.S.PRO MODUS ₂ TOUR105 / MODUS ₃ TOUR115 |
| | Grip | ONOFF PC RUBBER 360 (50g) NO BACK LINE |
| | NOTES | CONFORMING TO NEW GROOVE RULES / LOFT/LIE ADJUSTABLE ±1° FACE PROGRESSION IS BASED ON JGGA MEASUREMENT STANDARDS |
| | ORIGIN | CLUB : made in JAPAN |



ONOFF CBT:624I / N.S.PRO MODUS³

|  | | | |
|---|----------|---------|---------|
| | CBT:624I | TOUR105 | TOUR115 |
| FLEX | S | S | S |
| WEIGHT | 64 | 98 | 110.5 |
| TORQUE | 3.5 | 1.7 | 1.6 |
| KICKPOINT | MID/HIGH | HIGH | HIGH |
| REC. HEAD SPEED | 40-47 | 41-48 | 42-50 |

* REC. HEAD SPEED BASED ON DRIVER

ONOFF WEDGE



| ONOFF FORGED WEDGE | | | | | | | ONOFF FROG'S Series | | ONOFF WEDGE FROG'S LEAP-II | | ONOFF WEDGE FROG'S RUNNING | | |
|--|-------|---|-------|-------|------|-----|--|-------------------|--|-------|----------------------------|---|-----|
| LOFT | ° | 48 | 50 | 52 | 56 | 58 | 60 | LOFT | ° | 51 | 58 | 64 | 42 |
| LIE | ° | 63 | 63.5 | 63.5 | 64 | 64 | 64 | LIE | ° | 64 | 64 | 64 | 70 |
| FACE PROGRESSION | mm | 4.9 | 5.1 | 5.4 | 6.2 | 6.3 | 6.3 | FACE PROGRESSION | mm | 3.4 | 4.1 | 5.9 | 2.2 |
| BOUNCE | ° | 9 | | | 12 | | 10 | BOUNCE | ° | 20/3 | | | - |
| N.S.PRO MODUS ³ TOUR105 | | | | | | | N.S.PRO 950GH neo | | | | | | |
| LENGTH (OUR STD.) | inch | 35 | 34.75 | 34.75 | 34.5 | | | LENGTH (OUR STD.) | inch | 34.75 | 34.75 | 34.75 | 34 |
| (60° METHOD) | | 35.5 | 35.25 | 35.25 | 35 | | | (60° METHOD) | | 35.25 | 35.25 | 35.25 | - |
| WEIGHT | g | 453 | 455 | 455 | 460 | | | WEIGHT | g | 445 | 449 | 449 | 507 |
| SWING WEIGHT | | D2 | | | D3 | | | SWING WEIGHT | | D3 | | | D4 |
| | | | | | | | | | | | | | |
| | | | | | | | | | | | | | |
| MATERIALS | Head | S20C FORGED / HALF SATIN FINISH / BACK FACE :MIRROR, SATIN, BLAST FACE: PRECISION CNC LASER MILLING | | | | | MATERIALS | Head | SOFT CASTING, NiCr PLATING, FACE = MILLING + LASER MILLING | | | 17-4PH STAINLESS / NiCr PLATING | |
| | Shaft | NiCr PLATING | | | | | | Shaft | N.S.PRO 950GH neo | | | ONOFF FROG'S RUNNING ORIGINAL | |
| | Grip | N.S.PRO MODUS ³ TOUR105 | | | | | | Grip | ONOFF PC RUBBER 360 (50g) | | | ONOFF PC RUBBER MID-SIZE (75g) | |
| | | ONOFF PC RUBBER 360 (50g) NO BACK LINE | | | | | | | NO BACK LINE | | | NO BACK LINE | |
| NOTES | | CONFORMING TO NEW GROOVE RULES / LOFT/LIE ADJUSTABLE ±1° | | | | | NOTES | | CONFORMING TO NEW GROOVE RULES / LOFT/LIE ADJUSTABLE ±1° | | | CONFORMING TO NEW GROOVE RULES / SPECS NOT ADJUSTABLE | |
| | | FACE PROGRESSION IS BASED ON JGGA MEASUREMENT STANDARDS | | | | | | | FACE PROGRESSION IS BASED ON JGGA MEASUREMENT STANDARDS | | | | |
| ORIGIN | | CLUB : made in JAPAN | | | | | ORIGIN | | CLUB : made in JAPAN | | | | |
| N.S.PRO MODUS ³ | | | | | | | N.S.PRO 950GH neo | | | | | | |
|  | | | | | | |  | | | | | | |
| TOUR105 | | | | | | | WEDGE | | | | | | |
| FLEX | | S | | | | | FLEX | | WEDGE | | | | |
| WEIGHT | g | 106.5 | | | | | WEIGHT | g | 97 | | | | |
| TORQUE | ° | 1.6 | | | | | TORQUE | ° | 1.7 | | | | |
| KICKPOINT | | HIGH | | | | | KICKPOINT | | MID | | | | |
| REC. HEAD SPEED | m/s | 41-49 | | | | | - | | - | | | | |
| ★ REC. HEAD SPEED BASED ON DRIVER | | | | | | | | | | | | | |



| | | | | | | | | | | | | | | | | | | | | | |
|---------------------------|--------|---|-------|-------|-------|-------|-------|-------|-------|--------------------------------|-------------------|--------|---|-------|-------|-------|-------|-------|-------|-------|--|
| ONOFF IRON LABOSPEC FF247 | | | | | | | | | | ONOFF IRON LABOSPEC FF247 LADY | | | | | | | | | | | |
| CLUB | | 5 | 6 | 7 | 8 | 9 | P | A | AS | S | CLUB | | 6 | 7 | 8 | 9 | P | A | AS | S | |
| LOFT | ° | 20 | 22 | 24 | 27 | 31 | 36 | 42 | 49 | 56 | LOFT | ° | 23 | 25 | 28 | 32 | 37 | 43 | 49 | 56 | |
| LIE | ° | 60.5 | 61 | 61.5 | 62 | 62.5 | 63 | 63.5 | 64 | 64 | LIE | ° | 61 | 61.5 | 62 | 62.5 | 63 | 63.5 | 64 | 64 | |
| FACE PROGRESSION | mm | 0.7 | 1 | 1.2 | 2.3 | 2.7 | 3.5 | 4 | 5 | 5.5 | FACE PROGRESSION | mm | 1 | 1.2 | 2.3 | 2.7 | 3.5 | 4 | 5 | 5.5 | |
| BOUNCE | ° | 1 | 1 | 1.5 | 1.5 | 2.5 | 4 | 5 | 8 | 10 | BOUNCE | ° | 2 | 2.5 | 2.5 | 3.5 | 5 | 6 | 8 | 10 | |
| LENGTH (OUR STD.) | inch | 38.75 | 38.25 | 37.75 | 37.25 | 36.75 | 36.25 | 35.75 | 35.25 | 35.25 | LENGTH (OUR STD.) | inch | 37.25 | 36.75 | 36.25 | 35.75 | 35.25 | 34.75 | 34.25 | 34.25 | |
| (60° METHOD) | | 39.25 | 38.75 | 38.25 | 37.75 | 37.25 | 36.75 | 36.25 | 35.75 | 35.75 | (60° METHOD) | | 37.75 | 37.25 | 36.75 | 36.25 | 35.75 | 35.25 | 34.75 | 34.75 | |
| WEIGHT | g | 345 | 350 | 355 | 361 | 366 | 372 | 381 | 390 | 393 | WEIGHT | g | 328 | 333 | 339 | 345 | 352 | 360 | 369 | 372 | |
| SWING WEIGHT | | C9 | | | | | | D0 | D1 | D2 | SWING WEIGHT | | C6 | | | | C7 | C8 | C9 | | |
| | | | | | | | | | | | | | | | | | | | | | |
| | | | | | | | | | | | | | | | | | | | | | |
| MATERIALS | Head | #5 - #9 = HIGH REPULSION AM355P + TUNGSTEN WEIGHT / PW-AW HIGH REPULSION AM355P, AS-SW 17-4PH STAINLESS FINISH / HALF SATIN, BLAST & BACK FACE MIRROR NiCr PLATING + GUN METAL IP | | | | | | | | | MATERIALS | Head | #6 - #9 = HIGH REPULSION AM355P + TUNGSTEN WEIGHT / PW-AW HIGH REPULSION AM355P, AS-SW 17-4PH STAINLESS FINISH / HALF SATIN, BLAST & BACK FACE MIRROR NiCr PLATING + GUN METAL IP | | | | | | | | |
| | Shaft | HIGH REPULSION KICK FF-247 | | | | | | | | | | Shaft | HIGH REPULSION KICK FF-247 | | | | | | | | |
| | Grip | ONOFF PC RUBBER 360 (49g) NO BACK LINE | | | | | | | | | | Grip | ONOFFCG LADY 35 (35g) WITH BACK LINE | | | | | | | | |
| | NOTES | CONFORMING TO NEW GROOVE RULES / SPECS CANNOT BE ADJUSTED FACE PROGRESSION IS BASED ON JGGA MEASUREMENT STANDARDS | | | | | | | | | | NOTES | CONFORMING TO NEW GROOVE RULES / SPECS CANNOT BE ADJUSTED FACE PROGRESSION IS BASED ON JGGA MEASUREMENT STANDARDS | | | | | | | | |
| | ORIGIN | CLUB : made in JAPAN | | | | | | | | | | ORIGIN | CLUB : made in JAPAN | | | | | | | | |

ONOFF HIGH REPULSION KICK:FF-247



| | | |
|-----------------|-----|---------|
| FLEX | | R |
| WEIGHT | g | 47 |
| TORQUE | o | 4.7 |
| KICKPOINT | | LOW/MID |
| REC. HEAD SPEED | m/s | 34-41 |

★ REC. HEAD SPEED BASED ON DRIVER

ONOFF HIGH REPULSION KICK:FF-247



| | | |
|-----------------|-----|------|
| FLEX | | L |
| WEIGHT | g | 38 |
| TORQUE | o | 5.6 |
| KICKPOINT | | MID |
| REC. HEAD SPEED | m/s | ~ 34 |

★ REC. HEAD SPEED BASED ON DRIVER



| | | | | | | | |
|-------------------------------------|--------|---|-------|-------------------------------------|-------------------|--------|--|
| ONOFF WEDGE LABOSPEC FROG'S LEAP-II | | | | ONOFF WEDGE LABOSPEC FROG'S RUNNING | | | |
| LOFT | ° | 51 | 58 | 64 | LOFT | ° | 42 |
| LIE | ° | 64 | 64 | 64 | LIE | ° | 70 |
| FACE PROGRESSION | mm | 3.4 | 4.1 | 5.9 | FACE PROGRESSION | mm | 2.2 |
| BOUNCE | ° | 20/3 | | | N.S.PRO 950GH neo | | |
| N.S.PRO 950GH neo | | | | | LENGTH (OUR STD.) | inch | 34 |
| LENGTH (OUR STD.) | inch | 34.75 | 34.75 | 34.75 | (60° METHOD) | - | |
| (60° METHOD) | | 35.25 | 35.25 | 35.25 | WEIGHT | g | 507 |
| WEIGHT | g | 445 | 449 | 449 | SWING WEIGHT | D4 | |
| SWING WEIGHT | D3 | | | | | | |
| | | | | | | | |
| | | | | | | | |
| | | | | | | | |
| MATERIALS | Head | SOFT CASTING, NiCr PLATING, FACE = MILLING + LASER MILLING | | | MATERIALS | Head | 17-4PH STAINLESS / NiCr PLATINGBLASTING |
| | Shaft | N.S.PRO 950GH neo | | | | Shaft | N.S.PRO 950GH neo |
| | Grip | ONOFF X HOLD RUBBER BLACK x NAVY (49g) WITH BACK LINE | | | | Grip | ONOFF PC RUBBER MID-SIZE BLACK (75g) NO BACK LINE |
| | NOTES | CONFORMING TO NEW GROOVE RULES / LOFT/LIE ADJUSTABLE ±1° FACE PROGRESSION IS BASED ON JGGA MEASUREMENT STANDARDS | | | | NOTES | CONFORMING TO NEW GROOVE RULES / SPECS CANNOT BE ADJUSTED FACE PROGRESSION IS BASED ON JGGA MEASUREMENT STANDARDS |
| | ORIGIN | CLUB : made in JAPAN | | | | ORIGIN | CLUB : made in JAPAN |

N.S.PRO 950GH neo



| | | | |
|-----------|-------|-----|--|
| FLEX | WEDGE | | |
| WEIGHT | g | 97 | |
| TORQUE | o | 1.7 | |
| KICKPOINT | MID | | |
| - | - | | |

N.S.PRO 950GH neo



| | | | |
|-----------|-------|-----|--|
| FLEX | WEDGE | | |
| WEIGHT | g | 97 | |
| TORQUE | o | 1.7 | |
| KICKPOINT | MID | | |
| - | - | | |

ONOFF LABOSPEC SHAFT

WE PRODUCE SHAFTS FOR A VARIETY OF GOLFERS
TO MATCH THEIR SWING AND MAXIMIZE PERFORMANCE

IN ADDITION TO OUR ADVANCED DAIWA CARBON TECHNOLOGIES, LABOSPEC SHAFTS ALSO USE NANOALLOY TECHNOLOGY FROM TORAY INDUSTRIES. DESIGNED AND MADE IN HOUSE TO PRODUCE GREAT FEELING, STABLE SHAFTS THAT BRING OUT THE BEST POSSIBLE PERFORMANCE FOR EACH GOLFER.



| Type | Performance | Design & Spec | MODEL | FLEX | WT (g) | TORQUE (°) | KICK POINT | REC. SWING SPEED (m/s) |
|------------------------------|--|---------------|-------|------|--------|------------|------------|------------------------|
| FOR WOODS HASHIRI | LIGHTER AND EASIER TO SWING. FEEL A SENSE OF ACCELERATION AS THE SHAFT RELEASES POWERFULLY AT IMPACT. FLY FAR. | | 30 | - | 37.5 | 5.9 | LOW/MID | 35-41 |
| | FLEXES WITH SPEED AND POWER FOR AN EASY HIGH LAUNCH AND MORE DISTANCE. | | 40 | R | 46 | 5.0 | LOW | 35-41 |
| | FEEL THE HEAD ACCELERATE TO IMPACT. EASY HIGH LAUNCH FOR MORE DISTANCE. | | 50CBT | S | 50 | 4.5 | LOW/MID | 40-46 |
| | | | 60CBT | S | 60 | 3.9 | LOW/MID | 42-48 |
| FOR WOODS SHINARI | NEUTRAL SHAFT FOR A BALANCE OF DISTANCE AND STABILITY. | | 50CBT | S | 51.5 | 3.5 | MID | 41-47 |
| | | | 60CBT | S | 61 | 3.3 | MID | 43-49 |
| FOR WOODS TATAKI | LIGHT YET STABLE. REDUCES HOOKS AND PULLS SO SWING HARD FOR MORE DISTANCE. | | 30 | - | 38 | 5.6 | MID/HIGH | 35-41 |
| | LIGHT YET FIRM. SWING FREELY FOR MORE DISTANCE. | | 40 | S | 47 | 3.8 | MID/HIGH | 40-47 |
| | SWING WITH CONFIDENCE AND HIT IT FURTHER. | | 50CBT | S | 51 | 4.1 | HIGH | 40-46 |
| | | | 60CBT | S | 60 | 3.7 | HIGH | 42-48 |
| FOR FAIRWAY WOODS HASHIRI | POWERFUL FLEX WITH AN EASY HIGH LAUNCH AND MORE DISTANCE. | | f50 | R | 53 | 4.8 | LOW | 35-41 |
| | | | | S | 61 | 3.9 | LOW | 40-46 |
| FOR FAIRWAY WOODS TATAKI | LIGHT AND STABLE. SWING HARD FOR MORE DISTANCE. | | f50 | SR | 51 | 3.9 | MID/HIGH | 37-44 |
| | | | | S | 53 | 3.7 | MID/HIGH | 40-47 |
| FOR UTILITIES SHINARI | STIFFER BUTT AREA WITH JUST THE RIGHT FLEX ALLOWS FOR OPTIMAL IMPACT. | | u70 | S | 71 | 3.2 | MID | 41-47 |
| FOR IRONS SHINARI | TWO WEIGHT OPTIONS FOR A VARIETY OF GOLFERS. | | i65 | S | 65 | 2.7 | MID | 40-47 |
| | | | i80 | S | 82 | 2.6 | MID | 41-47 |
| FOR IRONS REPULSION KICK | POWERFUL FLEX AND RETURN AT IMPACT. AN ADVANCED STEEL SHAFT DESIGNED TO MATCH EACH CLUB. | | ST90 | R | 90 | 2.1 | MID | 39-46 |
| | | | | S | 95 | 2.0 | MID | 41-48 |
| | | | ST105 | S | 101 | 1.9 | MID | 42-48 |


★ RECCOMENDED SWING SPEED IS BASED ON DRIVER

DISTANCE BY CLUB

APPROXIMATE CLUB POSITIONING BY DISTANCE TO
HELP CREATE YOUR PERFECT SET

ONOFF AKA

FAIRWAY ARMS



UTILITY WINGS




IRON




ONOFF KURO

FAIRWAY ARMS



UTILITY WINGS




IRON



ONOFF LADY

FAIRWAY ARMS



UTILITY WINGS



IRON



★ May vary depending on swing speed and skill level.
For reference only.

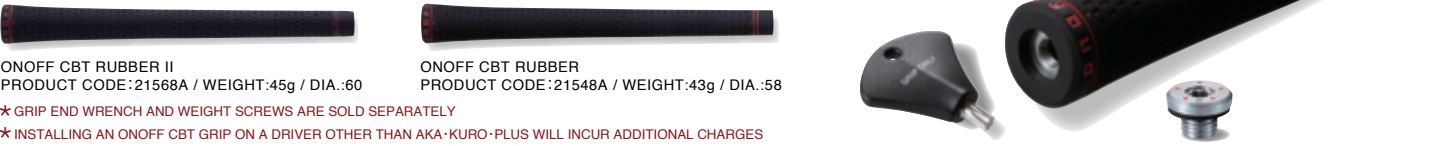


ONOFF CUSTOM&OPTION

CHANGE YOUR GRIP AND WEIGHTS, CHANGE YOUR SWING WEIGHT.

GRIP ONOFF CBT RUBBER II & ONOFF CBT RUBBER GRIPS

*ONOFF CBT RUBBER GRIPS HAVE WEIGHT PORTS ON THE GRIP END FOR EXCHANGING WEIGHTS.



ONOFF CBT RUBBER II
PRODUCT CODE:21568A / WEIGHT:45g / DIA.:60

ONOFF CBT RUBBER
PRODUCT CODE:21548A / WEIGHT:43g / DIA.:58

★ GRIP END WRENCH AND WEIGHT SCREWS ARE SOLD SEPARATELY

★ INSTALLING AN ONOFF CBT GRIP ON A DRIVER OTHER THAN AKA・KURO・PLUS WILL INCUR ADDITIONAL CHARGES

LABOSPEC SHAFT OTCS ADAPTER SHAFTS

LABOSPEC SHAFTS AND ONOFF STANDARD DRIVER SHAFTS CAN BE PURCHASED SEPARATELY WITH AN OTCS SLEEVE. YOU CAN CUSTOMIZE YOUR CLUB AND FIND THE SHAFT THAT FITS YOUR SWING STYLE BEST.

- HASHIRI 30 / TATAKI 30
- HASHIRI 40・50・60 / SHINARI 50・60 / TATAKI 40・50・60
- AKA / KURO / LADY STANDARD DRIVER SHAFTS

★ SHAFTS DO NOT INCLUDE GRIPS. GRIPS MUST BE PURCHASED SEPARATELY.

OTCS SLEEVE COMPATIBILITY
2022 AKA, KURO, PLUS MODELS
2024 AKA, KURO DRIVERS COMPATIBLE

★ SLEEVES ARE NOT SOLD SEPARATELY ★ PLEASE INQUIRE FOR OTCS COMPATIBILITY

CLUB ACCESSORY WEIGHT SCREWS

| | 1g | 2g | 3g | 4g | 5g | 6g | 7g | 8g | 9g | 12g |
|--------------------|-----------|-------------|--------------------|-----------------|-------------|--------------------|-----------|-------------|--------------------|-----|
| SILVER | | | | | | | | — | | |
| BLACK | | | | | | | | | | |
| | ALU. | Ti | STAINLESS (SUS) | | | TUNGSTEN | | | | |
| JEWEL Weight Screw | 1g PURPLE | 1g SKY BLUE | 1g TURQUOISE GREEN | 3g PURPLE | 3g SKY BLUE | 3g TURQUOISE GREEN | 5g PURPLE | 5g SKY BLUE | 5g TURQUOISE GREEN | |
| | ALUMINUM | | | STAINLESS (SUS) | | | | | | |

★ AVAILABILITY OF CUSTOM ORDERS DEPENDS ON THE MODEL. PLEASE SEE OUR WEBSITE FOR MORE DETAILS.

WEIGHT SCREW CASE

SPECIAL ONOFF WEIGHT SCREW CASE HOLDS 9 WEIGHTS.

MATERIAL : STEEL
SIZE : 97x62x22mm
made in China



HEAD TORQUE WRENCH

W/ POUCH / made in China



★ CANNOT BE USED FOR GRIP END. DOING SO MAY DAMAGE THE GRIP.

GRIP END WRENCH

made in China



● THERE MAY BE AN UPCHARGE FOR ADJUSTING LOFT AND LIE ON ELIGIBLE IRONS. PLEASE CONTACT YOUR DEALER.

● CAUTION FOR MORE INFORMATION ON TRAJECTORY ADJUSTMENT AND WEIGHT SCREW REPLACEMENT, PLEASE VISIT OUR WEBSITE. ONOFF CLUBS AND FEATURES COMPLY WITH R&A RULES. HOWEVER, CHANGING A CLUBS PERFORMANCE DURING THE ROUND VIOLATES Article 4, Section 1a, Section 3 of the Rules of Golf STATING THAT A CLUB CANNOT BE INTENTIONALLY ALTERED DURING THE ROUND. PLEASE MAKE ADJUSTMENTS AT YOUR OWN DISCRETION OR ONLY DURING RECREATIONAL PLAY.



CLUBS
for LADY

REFRESHING
AND FLEXIBLE



2025 ONOFF LADY



THE BEST CHOICES EQUAL MORE DISTANCE. ONOFF LADY’S 6 CHOICES.

1

Choice

ONOFF DRIVER & FAIRWAY ARMS

INCREASE SWING SPEED BY CHOOSING THE WEIGHT THAT BEST MATCHES YOUR SWING FROM OUR 3 TYPES OF JEWEL WEIGHTS (1, 3, AND 5 grams). A CLUB THAT IS EASIER TO SWING MEANS MORE FORGIVENESS AND BETTER DISTANCE. GO FOR YOUR PERSONAL BEST.

→ 20 ~ 22

Page

2

Choice

ONOFF UTILITY WINGS

CUSTOMIZE YOUR SET MAKEUP ACCORDING TO WOODS, UTILITIES AND IRONS, BY CHOOSING THE NUMBER OF UTILITIES IN YOUR BAG.

→ 23 & 27

Page

3

Choice

ONOFF IRON

THE BASE IRON SET INCLUDES 4 CLUBS, #7, #8, #9, PW. YOU CAN ALSO ADD #5, #6, AW, AND SW. YOU CAN CHOOSE FROM STANDARD MATCHING WEDGES OR THE FROG’S LEAP WEDGE FOR THOSE WHO STRUGGLE WITH APPROACHES AND BUNKERS. CREATE YOUR PERFECT SET OF IRONS.

→ 24

Page

4

Choice

ONOFF FROG’S LEAP & FROG’S RUNNING

ONOFF FROG’S LEAP AND FROG’S RUNNING WEDGES ARE DESIGNED TO MAKE APPROACH AND BUNKER SHOTS EASIER. MASTER THE SHORT GAME BY JUST SWINGING AND EXPERIENCEING AUTOMATIC PERFORMANCE.

→ 25

Page

5

Choice

ONOFF PERSONAL COLOR

STAND OUT FROM THE CROWD. CHOOSE YOUR FAVORITE COLOR WITH ONOFF PERSONAL COLOR. SELECT FROM 4 SHAFT COLORS, 3 GRIP COLORS, 3 JEWEL WEIGHT COLORS AND 3 DIFFERENT BADGE COLORS. HAVE FUN BEING DIFFERENT.

→ 26

Page

6

Choice

ONOFF FITTING LABO

VISIT AN AUTHORIZED ONOFF FITTER AND GET FIT THROUGH SWING ANALYSIS. BY FINDING YOUR STRENGTHS AND WEAKNESSES ONOFF CAN FIND THE PERFECT CLUB FOR YOU.

→ 26

Page

1

Choice

ONOFF DRIVER & FAIRWAY ARMS - JEWEL Weight Screw

ACHIEVE THE OPTIMAL SWING WEIGHT WITH NEW JEWEL WEIGHT SCREWS.



JEWEL Weight Screw

A CLUB WITH OPTIMAL SWING WEIGHT IS EASIER TO SWING, IMPROVING SMASH FACTOR AND DISTANCE. 1g AND 5g WEIGHTS ARE OPTIONAL.



1g
ALUMINUM
(OPTIONAL)



3g
STAINLESS
(STANDARD)



5g
STAINLESS
(OPTIONAL)

| SWING SPEED IMAGE | SLOW | AVERAGE | FAST |
|---------------------|------|---------|------|
| SCREW WEIGHT | 1g | 3g | 5g |
| SWING WEIGHT | C1 | C2 | C3 |
| SWING WEIGHT CHANGE | -1 | 0 | +1 |

★ SWING SPEED IMAGE IS ASSUMING L FLEX



EASY TO SWING, EASY TO SQUARE UP TO THE BALL. BETTER IMPACT EQUALS MORE DISTANCE.



Face

A DIAMOND  MARK ON THE FACE MAKES IT EASY TO STRIKE THE SWEET SPOT

Crown

A DARKER GLOSS MIRROR FINISH WITH AN ALIGNMENT GUIDE ON THE HEEL HELPS YOU SWING WITH CONFIDENCE



ONOFF DRIVER LADY

| | | | | |
|----------------------|-----------------|--|------|-------|
| LOFT | ° | 13 | 11.5 | 10.5 |
| LIE | ° | 62 | 61 | 61 |
| FACE ANGLE | ° | | +1.5 | |
| HEAD VOLUME | cm ³ | | 450 | |
| LENGTH (OUR STD.) | inch | L | | A |
| | (60" METHOD) | 43.75 | | 44.5 |
| WEIGHT | g | 44.0 | | 44.75 |
| SWING WEIGHT | | 268 | | 273 |
| | | C1 | | C4 |
| | | | | |
| | | | | |
| | | | | |
| MATERIALS | Head | ROLLED 6-4Ti FACE + 811Ti BODY | | |
| | Shaft | WEIGHT SCREW 3g: STAINLESS | | |
| | Grip | ONOFF SMOOTH KICK : LP-425D | | |
| | | ONOFF CG LADY 35 PURPLE (A:35g) WITH BACK LINE | | |
| NOTES | | CONFORMS TO SLE RULES / SPECS CANNOT BE ADJUSTED | | |
| INCLUDED ACCESSORIES | | HEAD COVER HEAD TORQUE WRENCH, GRIP WRENCH SOLD SEPARATELY | | |
| ORIGIN | | CLUB : made in JAPAN, HEAD COVER: made in China | | |

ONOFF SMOOTH KICK:LP-425D

| | | | |
|-----------------|-----|-----------------|------|
| FLEX | | L | A |
| WEIGHT | g | 37 | 45 |
| TORQUE | ° | 7.1 | 5.2 |
| KICKPOINT | | SMOOTH KICK MID | |
| REC. HEAD SPEED | m/s | ~ 34 | ~ 38 |

★ RECOMMENDED HEAD SPEED BASED ON DRIVER

KEY FEATURES

- INVERTED POWER TRENCH CREATES MORE RESISTANCE INCREASING SPRING EFFECT VS THE PREVIOUS MODEL. MORE BALL SPEEDS AND MORE STABILITY EQUAL MORE DISTANCE.
- THE WEIGHT AT THE BACK OF THE HEAD CREATES THE LARGEST CG ANGLE IN ONOFF HISTORY. POWERFUL IMPACT.
- LADY GOLFERS TEND TO ASSOCIATE EASE OF SWINGING WITH EASE OF HITTING. AN ADJUSTABLE JEWEL WEIGHT (1, 3, or 5g) CAN CREATE THE OPTIMAL SWING WEIGHT TO MATCH THEIR SWING. EASY SWING, EASY DISTANCE.
- NO MATTER WHERE YOU HIT IT, EXPERIENCE AN EXHILERATING HIGH PITCHED SOUND AT IMPACT THAT LADY GOLFERS LOVE.

INVERTED POWER TRENCH



WEIGHT ADJUST

JEWEL Weight Screw



- EXCLUSIVELY DESIGNED FOR LADIES, THE SHAFT FEATURES DAIWA CARBON TECHNOLOGY. LIGHT WEIGHT, EASY TO SWING AND STABLE AT IMPACT WITH AN AUTOMATIC HIGH LAUNCH FOR MORE DISTANCE THAN EVER.

ONOFF FAIRWAY ARMS LADY

EASY TO SWING FAIRWAY WOOD. EVEN MISSES ARE POWERFUL.



Crown
A HEAD SHAPE THAT EXUDES CONFIDENCE. DARK PURPLE GLOSS FINISH.



Face
AN ALIGNMENT MAKES IT EASIER TO AIM AND HIT THE SWEET SPOT.



* HEAD COVER INCLUDED



* HEAD COVER INCLUDED



Face
AN ALIGNMENT MAKES IT EASIER TO AIM AND HIT THE SWEET SPOT.



Crown
A HEAD SHAPE THAT EXUDES CONFIDENCE. DARK PURPLE GLOSS FINISH.



KEY FEATURES

- THE INVERTED POWER TRENCH HELPS INCREASE THE SPRING EFFECT ACROSS THE ENTIRE FACE. IMPACT CONSISTENCY IS UP EQUALING MORE DISTANCE.
- LADY GOLFERS TEND TO ASSOCIATE EASE OF SWINGING WITH EASE OF HITTING. AN ADJUSTABLE JEWEL WEIGHT (1, 3, or 5g) CAN CREATE THE OPTIMAL SWING WEIGHT TO MATCH THEIR SWING. EASY SWING, EASY DISTANCE.

INVERTED POWER TRENCH



WEIGHT ADJUST

- THE LEADING EDGE OF THE SOLE IS ROUNDED TO INCREASE RELIEF AND FORGIVENESS FROM ANY LIE. BETTER IMPACT EQUALS LONGER AND STRAIGHTER SHOTS.

- EACH CLUB IS DESIGNED FOR A PURPOSE. THE 3, 4 AND 5W HAVE A SHALLOW SHAPE MAKING IT EASY TO LAUNCH THE BALL. THE 7W IS DEEPER TO ENSURE GOOD CONTACT AND STABILITY EVEN IN THE ROUGH.

JEWEL Weight Screw



ONOFF FAIRWAY ARMS LADY

| CLUB | | | 3 | 4 | 5 | 7 |
|----------------------|-------|--|------|------|------|------|
| LOFT | ° | | 16 | 17.5 | 19 | 22 |
| LIE | ° | | 55 | 55.5 | 56 | 56.5 |
| FACE ANGLE | ° | | +1 | | | |
| HEAD VOLUME | cm³ | | 181 | 174 | 163 | 157 |
| LENGTH (OUR STD.) | inch | L | 42 | 41.5 | 41 | 40.5 |
| (60" METHOD) | // | | 42.5 | 42 | 41.5 | 41 |
| LENGTH (OUR STD.) | A | | 42.5 | 42 | 41.5 | 41 |
| (60" METHOD) | // | | 43 | 42.5 | 42 | 41.5 |
| WEIGHT | g | L | 277 | 281 | 285 | 289 |
| SWING WEIGHT | A | | 286 | 290 | 294 | 298 |
| | L | | C1 | | | |
| | A | | C4 | | | |
| MATERIALS | Head | HI-MARAGING CH-1 FACE + HI-MARAGING BODY | | | | |
| | | WEIGHT SCREW 3g: STAINLESS | | | | |
| | Shaft | ONOFF SMOOTH KICK : LP-425F | | | | |
| | Grip | ONOFF CG LADY 35 PURPLE (A:35g) WITH BACK LINE | | | | |
| | NOTES | CONFORMS TO SLE RULES / SPECS CANNOT BE ADJUSTED | | | | |
| INCLUDED ACCESSORIES | | HEAD COVER HEAD TORQUE WRENCH, GRIP WRENCH SOLD SEPARATELY | | | | |
| ORIGIN | | CLUB : made in JAPAN, HEAD COVER: made in China | | | | |

ONOFF SMOOTH KICK: LP-425F

| FLEX | | L | A |
|-----------------|-----|-----------------|------|
| WEIGHT | g | 37 | 46 |
| TORQUE | ° | 6.4 | 5.2 |
| KICKPOINT | | SMOOTH KICK MID | |
| REC. HEAD SPEED | m/s | ~ 34 | ~ 38 |

* RECOMMENDED HEAD SPEED BASED ON DRIVER

ONOFF UTILITY WINGS LADY

EASY TO SWING STABLE UTILITY FROM ANY LIE



* HEAD COVER INCLUDED



Face
AN ALIGNMENT MAKES IT EASIER TO AIM AND HIT THE SWEET SPOT.



Crown
A HEAD SHAPE THAT EXUDES CONFIDENCE. DARK PURPLE GLOSS FINISH.



ONOFF UTILITY WINGS LADY

| CLUB | | | U4 | U5 | U6 | U7 |
|----------------------|-------|--|------|------|------|------|
| LOFT | ° | | 21 | 24 | 27 | 30 |
| LIE | ° | | 58 | 58.5 | 59 | 59.5 |
| FACE ANGLE | ° | | +0.5 | | | |
| HEAD VOLUME | cm³ | | 133 | 128 | 123 | 119 |
| LENGTH (OUR STD.) | inch | L | 39 | 38.5 | 38 | 37.5 |
| (60" METHOD) | // | | 39.5 | 39 | 38.5 | 38 |
| LENGTH (OUR STD.) | A | | 39.5 | 39 | 38.5 | 38 |
| (60" METHOD) | // | | 40 | 39.5 | 39 | 38.5 |
| WEIGHT | g | L | 301 | 306 | 311 | 315 |
| SWING WEIGHT | A | | 311 | 315 | 320 | 325 |
| | L | | C1 | | | |
| | A | | C4 | | | |
| MATERIALS | Head | HI-MARAGING CH-1 FACE | | | | |
| | | HI-MARAGING BODY | | | | |
| | Shaft | ONOFF SMOOTH KICK : LP-425F | | | | |
| | Grip | ONOFF CG LADY 35 PURPLE (A:35g) WITH BACK LINE | | | | |
| | NOTES | CONFORMS TO SLE RULES / SPECS CANNOT BE ADJUSTED | | | | |
| INCLUDED ACCESSORIES | | HEAD COVER | | | | |
| ORIGIN | | CLUB : made in JAPAN, HEAD COVER: made in China | | | | |

ONOFF SMOOTH KICK: LP-425U

| FLEX | | L | A |
|-----------------|-----|-----------------|------|
| WEIGHT | g | 37 | 46 |
| TORQUE | ° | 6.1 | 4.7 |
| KICKPOINT | | SMOOTH KICK MID | |
| REC. HEAD SPEED | m/s | ~ 34 | ~ 38 |

* RECOMMENDED HEAD SPEED BASED ON DRIVER

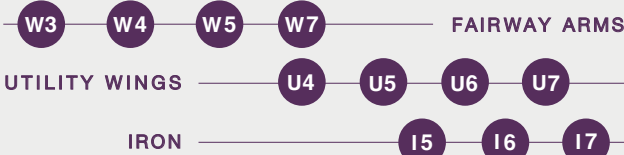
KEY FEATURES

- INVERTED POWER TRENCH INCREASES SPRING EFFECT + FORGIVENESS. VERSUS PREVIOUS MODEL. SHOTS FLY FURTHER EVEN ON MISS-HITS.
- THE LEADING EDGE IS ROUNDED FOR MORE RELIEF. REDUCE FAT SHOTS AND MAKE BETTER IMPACT FROM ANY LIE.
- NO MATTER WHAT THE CLUB NUMBER, THE FACE HEIGHT STAYS THE SAME FOR MORE CONSISTENT AND EASY BALL STRIKING FROM ANY LIE.
- DESIGNED TO MATCH WITH THE IRONS. AN OPTIMAL DESIGN FOR EACH CLUB ENSURES A SMOOTH TRANSITION FROM UTILITY TO IRON SHOTS.

* UTILITIES DO NOT USE AN ADJUSTABLE JEWEL WEIGHT

2 ONOFF UTILITY WINGS Choice CHOOSE YOUR SETTING

ONOFF LADY SERIES DISTANCE BY CLUB CHART



ONOFF IRON LADY

EASY HIGH LAUNCH IRON.



Top
CONFIDENCE INSPIRING HEAD
SHAPE PROMOTES EASY BALL
STRIKING AND EASY LAUNCH.



Face
A LARGE FACE AREA WITH A LARGE
SWEET SPOT MEANS MORE
CONSISTENT SHOTS.

KEY FEATURES

- PURE HIGH DENSITY 17 TUNGSTEN IS PLACED IN THE SOLE, LOWERING GRAVITY FOR AN EASY HIGH LAUNCH.
- FULL CORE GROOVES, 3 GROOVES ON THE BACK FACE TOE AND HEEL WIDEN THE SWEET SPOT. MISSED TOE AND HEEL SHOTS STILL FLY FAR.
- THICK RESIN BADGE IMPROVES FEEL AND SOUND AT IMPACT.
- EACH WEDGE HAS BEEN REDESIGNED. THE AW & SW HAVE BEEN ENLARGED (SW FACE AREA UP 5.5%). THE LARGER FACE SURFACE PROVIDES MORE CONFIDENCE AT ADDRESS AND A LARGER HITTING AREA.



HIGH DENSITY TUNGSTEN

3
Choice

ONOFF IRON LADY
Select the design
CHOOSE YOUR WEDGE



ONOFF IRON LADY

| CLUB | | | 5 | 6 | 7 | 8 | 9 | P | A | S |
|-------------------|--------|--|-------|-------|-------|-------|-------|-------|-------|-------|
| LOFT | ° | | 24 | 27 | 30 | 34 | 39 | 44 | 50 | 56 |
| LIE | ° | | 61.5 | 62 | 62.5 | 63 | 63.5 | 64 | 64.5 | 64.5 |
| FACE PROGRESSION | mm | | 2 | 2.2 | 2.4 | 3 | 3.2 | 3.6 | 4.2 | 4.6 |
| BOUNCE | ° | | 1 | 1.5 | 2 | 3 | 4 | 5 | 6 | 10 |
| LENGTH (OUR STD.) | inch | L | 37.25 | 36.75 | 36.25 | 35.75 | 35.25 | 34.75 | 34.25 | 34.25 |
| (60° METHOD) | | " | 37.75 | 37.25 | 36.75 | 36.25 | 35.75 | 35.25 | 34.75 | 34.75 |
| LENGTH (OUR STD.) | | A | 37.5 | 37 | 36.5 | 36 | 35.5 | 35 | 34.5 | 34.5 |
| (60° METHOD) | | " | 38 | 37.5 | 37 | 36.5 | 36 | 35.5 | 35 | 35 |
| WEIGHT | g | L | 318 | 324 | 330 | 336 | 342 | 351 | 361 | 364 |
| | | A | 327 | 333 | 339 | 345 | 351 | 360 | 369 | 372 |
| SWING WEIGHT | | L | | | | C2 | | C3 | C4 | C5 |
| | | A | | | | C4 | | C5 | C6 | C7 |
| MATERIALS | Head | I#5-I#8= HIGH REPULSION AM355P+ HIGH DENSITY TUNGSTEN I#9-PW=HIGH REPULSION AM355, AW/SW=SOFT STAINLESS, NiCr PLATING | | | | | | | | |
| | Shaft | ONOFF SMOOTH KICK : LP-425I | | | | | | | | |
| | Grip | ONOFF CG LADY 35 PURPLE (A-35g) WITH BACK LINE | | | | | | | | |
| | NOTES | CONFORMING TO NEW GROOVE RULES / SPECS CANNOT BE ADJUSTED FACE PROGRESSION IS BASED ON JGGA MEASUREMENT STANDARDS | | | | | | | | |
| | ORIGIN | CLUB : made in JAPAN | | | | | | | | |

ONOFF SMOOTH KICK: LP-425I

| | | | |
|-----------------|-----|-----------------|------|
| FLEX | | L | A |
| WEIGHT | g | 37 | 47 |
| TORQUE | ° | 6.0 | 4.6 |
| KICKPOINT | | SMOOTH KICK MID | |
| REC. HEAD SPEED | m/s | ~ 34 | ~ 38 |

* RECOMMENDED HEAD SPEED BASED ON DRIVER

ONOFF LADY CLUBS on the GREEN



ONOFF WEDGE LADY FROG'S LEAP-II

| | | | | |
|-------------------|--------|---|------|-----|
| LOFT | ° | 51 | 58 | 64 |
| LIE | ° | | 64 | |
| FACE PROGRESSION | mm | 3.4 | 4.1 | 5.9 |
| BOUNCE | ° | | 20/3 | |
| LENGTH (OUR STD.) | inch | | 33.5 | |
| (60° METHOD) | | | 34 | |
| WEIGHT | g | 373 | 376 | 376 |
| SWING WEIGHT | | | C7 | |
| MATERIALS | Head | SOFT CAST / NiCr, HALF SATIN FACE =CNC MILLING + LASER MILLING ONOFF SMOOTH KICK : LP-423I ONOFF CG LADY 35 PURPLE (35g) WITH BACK LINE | | |
| | Shaft | | | |
| | Grip | | | |
| | NOTES | CONFORMING TO NEW GROOVE RULES LOFT, LIE CAN BE ADJUSTED ±1° FACE PROGRESSION IS BASED ON JGGA MEASUREMENT STANDARDS CLUB : made in JAPAN | | |
| | ORIGIN | | | |

ONOFF SMOOTH KICK: LP-423I

| | | |
|-----------|---|-----------------|
| FLEX | | A |
| WEIGHT | g | 47 |
| TORQUE | ° | 4.7 |
| KICKPOINT | | SMOOTH KICK MID |



ONOFF WEDGE LADY FROG'S RUNNING

| | | |
|------------------|---|--|
| LOFT | ° | 42 |
| LIE | ° | 70 |
| FACE PROGRESSION | mm | 2.2 |
| LENGTH | inch | 33 |
| WEIGHT | g | 472 |
| SWING WEIGHT | | C7 |
| MATERIALS | Head | 17-4PH STAINLESS NiCr PLATING, SAND BLASTING ONOFF FROG'S RUNNING ORIGINAL ONOFF PC RUBBER MID-SIZE LADY PURPLE (75g) NO BACK LINE |
| | Shaft | |
| | Grip | |
| NOTES | CONFORMING TO NEW GROOVE RULES, SPECS CANNOT BE ADJUSTED CLUB : made in JAPAN | |
| ORIGIN | | |

ONOFF FROG'S RUNNING ORIGINAL

| | | |
|-----------|---|-----|
| FLEX | | - |
| WEIGHT | g | 52 |
| TORQUE | ° | 3.5 |
| KICKPOINT | | MID |



ONOFF PUTTER LADY OM-6

| | | |
|----------------------|---|--|
| LOFT | ° | 3.5 |
| LIE | ° | 70 |
| FACE PROGRESSION | mm | -2.5 |
| WEIGHT | g | 355 |
| LENGTH | inch | 32 |
| SWING WEIGHT | g | 518 |
| MATERIALS | Head | 17-4PH STAINLESS, NiCr PLATING FACE INSERT (RESIN) DOUBLE BEND STEEL SHAFT ONOFF LADY PUTTER OVERSIZE II (59g) |
| | Shaft | |
| | Grip | |
| NOTES | CUSTOM SHAFTS AND GRIPS MADE BY OTHER BRANDS CANNOT BE INSTALLED /SPECS CANNOT BE ADJUSTED HEAD COVER CLUB : made in Japan HEAD COVER : made in China | |
| INCLUDED ACCESSORIES | | |
| ORIGIN | | |

4
Choice

ONOFF
FROG'S Series
CHOOSE YOURS



5

Choice

ONOFF PERSONAL COLOR
CHOOSE YOUR FAVORITE COLORS.


- SHAFT & GRIP
- MIX AND MATCH FROM 4 DIFFERENT SHAFT COLORS AND 3 DIFFERENT GRIP COLORS.



- JEWEL Weight Screw
- CUSTOMIZE COLOR AND SWING WEIGHT.



- IRON BADGE
- COLOR CUSTOM BADGES.



ABOUT COLOR CUSTOM

• SOME DEALERS MAY STOCK PRE-MADE CUSTOM COLORS IN THEIR SHOPS OTHERWISE, COLOR CUSTOM ORDERS ARE MADE ON ORDER. THERE WILL BE A WAIT TIME FOR ALL CUSTOM ORDERS. JEWEL WEIGHT AND COLOR CUSTOM SPECS ARE THE SAME AS STANDARD SPECS. PLEASE CONTACT YOUR DEALER. COLOR IN PHOTOS MAY DIFFER FOM THE ACTUAL PRODUCT.

6

Choice

ONOFF FITTING LABO
HELPING YOU CHOOSE THE RIGHT CLUBS FOR YOUR SWING.



- FITTING LABO - ROOM
- GET FIT AT AN ONOFF DEALER.
HAVE YOUR SWING AND PLAY STYLE
ANALYZLED AND FIND CLUBS THAT
PERFORM OPTIMALLY FOR YOU!



- FITTING LABO - CLUB TESTING
- TRY CLUBS AT DEMO DAYS AND
DEALER SHOPS.



CHECK OUT OUR
DEMO DAY SCHEDULE.

- RECOMMENDED SET MAKEUP BY CLUB TYPE
- THESE GENERAL GUIDELINES PLUS OUR FITTING SERVICE CAN HELP YOU FIND YOUR BEST SET MAKEUP.

FAIRWAY

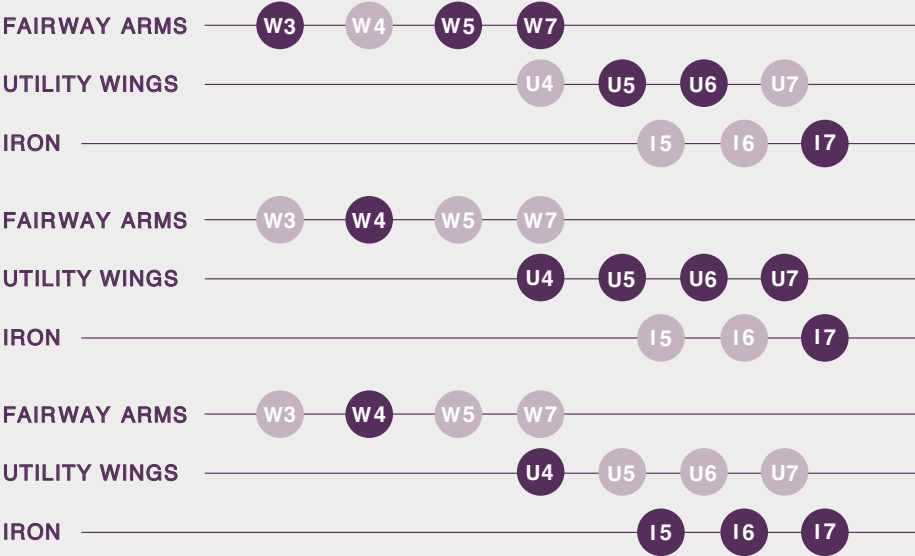
DESIGNED TO LAUNCH BALL HIGH AND FAR,
FOR THOSE GOLFERS WHO PRIORITIZE
DISTANCE, WE RECOMMEND CHOOSING
MORE FAIRWAY WOODS IN YOUR BAG.

UTILITY

BEING SHORTER IN LENGTH COMPARED TO
AN FW, UTILITIES ARE MORE RESISTANT TO
MISTAKES. FOR GOLFERS WHO WANT MORE
STABILITY, MORE UTILITIES ARE BETTER.

IRON

LONG IRONS ARE SHORTER THAN WOODS
PROVIDING MORE CONSISTENT DIRECTION
AND STABILITY. FOR THOSE WHO ARE
GOOD WITH IRONS AND FOCUS MORE ON
SCORING.



ONOFF CADDIE BAGS

Colors
● WHITE x PURPLE
● BLACK x PURPLE

LADY Caddie Bag OB7925
SYNTHETIC LEATHER (PU)/LIGHT WEIGHT TYPE
8.5" 2.9 kg 46inch



Colors
● OLIVE
● GRAY
● NAVY
Waterproof Stand Bag OB5924
WATERPROOF NYLON
9.0" 3.0 kg 47inch



ONOFF ACCESSORIES



GLOBAL Cap YOK5925
POLYESTER 100% / WHITE, BLUE, DARK GRAY



Ball Marker OQ0813 CLIP = STEEL (BLACK)
MARKER = STEEL + MAGNET / YELLOW, ORANGE,
RED, GREEN, BLUE
CLIP + 1 COLOR MARKER (SET)



Umbrella OU0117
POLYESTER, GLASS FIBER
63cm / FOR SUN AND RAIN
UV CUT 98%
STORAGE BAG INCLUDED
SILVER

NICO NICO Bi-Color Design
● RED x NAVY
● NAVY x WHITE
● YELLOW x BLUE



NICO NICO Head Cover OH1320 (DR)
UP TO 460cm3 / POLY URETHANE



NICO NICO Head Cover OH1420 (FW)
NUMBER BADGE 3,4,5,6,7,X INCLUDED / POLY URETHANE



NICO NICO Head Cover OH1520 (UT)
NUMBER BADGE 3,4,5,6,7,X INCLUDED / POLY URETHANE



NICO NICO Putter Cover OP1320 MAGNET TYPE,
FOR BLADE PUTTER AND SMALL MALLETS / POLY URETHANE



NICO NICO Putter Cover OP1420
MAGNET TYPE / FOR LARGER NEO MALLETS /POLY URETHANE



Very Special thanks to NATSUDOMARI GOLF LINKS.